



**UPROLAC SUR S.A.**

# PARAMETROS PRODUCTIVOS

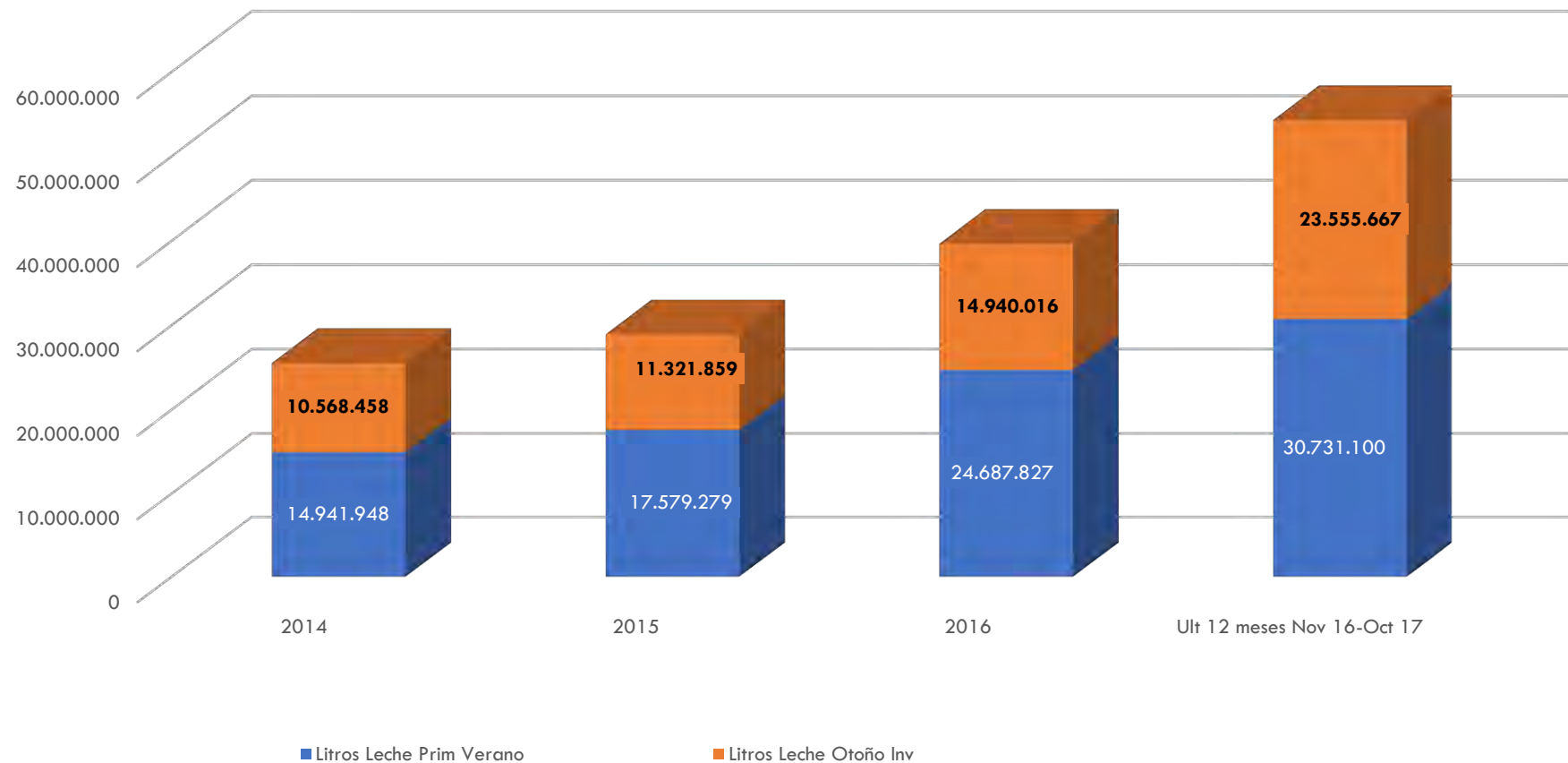


ITEM	2014	2015	2016	Ult 12 meses Nov 16- Oct 17	15% Prod Tramo 1	15% Prod Tramo 5
<b>PRODUCCION</b>						
Litros Leche anual	25.510.406	28.901.138	39.627.843	54.286.767	6.252.988	2.689.066
Litros Leche Prim Verano	14.941.948	17.579.279	24.687.827	30.731.100	3.567.475	1.642.191
Litros Leche Otoño Inv	10.568.458	11.321.859	14.940.016	23.555.667	2.685.513	1.046.875
Rel Lt Prim Ver/Lt Otoñ Inv	1,41	1,55	1,65	1,30	1,33	1,57
Kilos solidos anual (p/v)	1.906.385	2.175.046	3.003.554	4.153.652	493.893	193.882
% Tot Solid anual (p/v)	7,47%	7,53%	7,58%	7,67%	7,90%	7,21%
% MG (p/v)	3,86%	3,90%	3,97%	4,04%	4,18%	3,81%
% Prot (p/v)	3,61%	3,62%	3,61%	3,63%	3,71%	3,40%
Rel Grasa/prot	1,07	1,08	1,10	1,11	1,13	1,12
<b>PRECIO NETO</b>						
\$/LT	\$237,37	\$207,93	\$202,33	\$216,60	\$225,55	\$194,11
\$/KG SOLID	\$3.176,40	\$2.762,84	\$2.669,48	\$2.830,87	\$2.855,55	\$2.692,23
<b>CALIDAD</b>						
RCS (Prom Pond)	255	222	212	225	189	254
UFC (Prom Pond)	14	10	12	12	9	9
<b>CERTIFICACIONES</b>						
% Leche PL Bruc	99,70%	99,87%	100,00%	99,83%	100%	98,93%
% Leche PL Tub	99,70%	100,00%	99,88%	99,31%	100%	89,35%
% Leche PL Leu	85,47%	87,31%	92,29%	92,94%	100%	95,46%
% Leche PABCO	90,65%	87,12%	90,34%	90,47%	100%	41,57%

# PARAMETROS PRODUCTIVOS



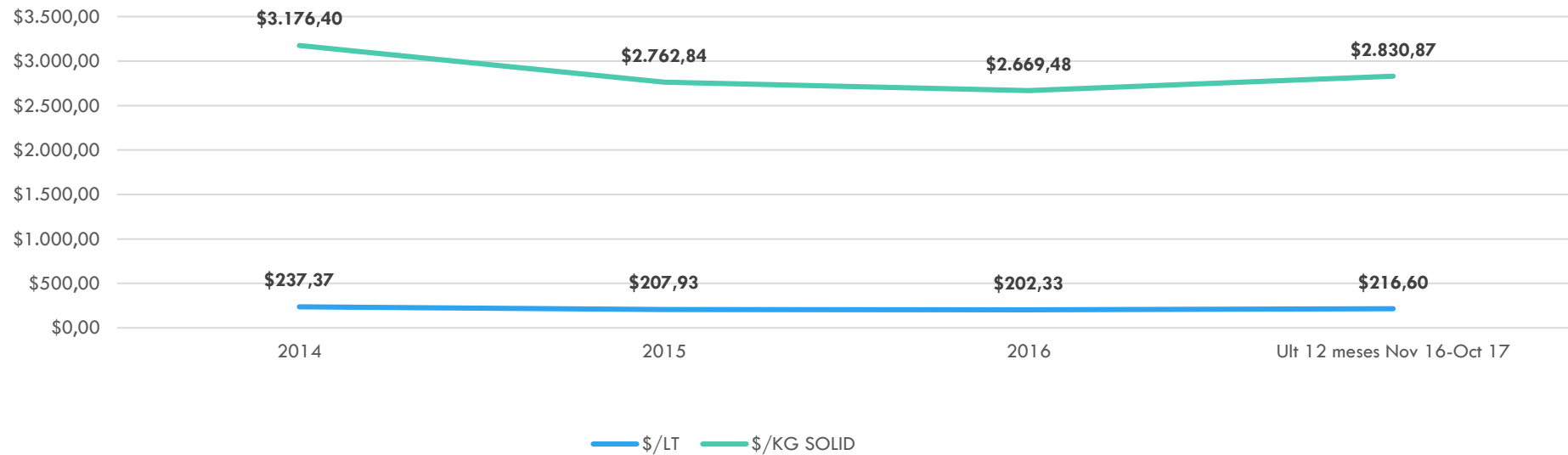
Producción Anual Leche - Litros



# PARAMETROS PRODUCTIVOS



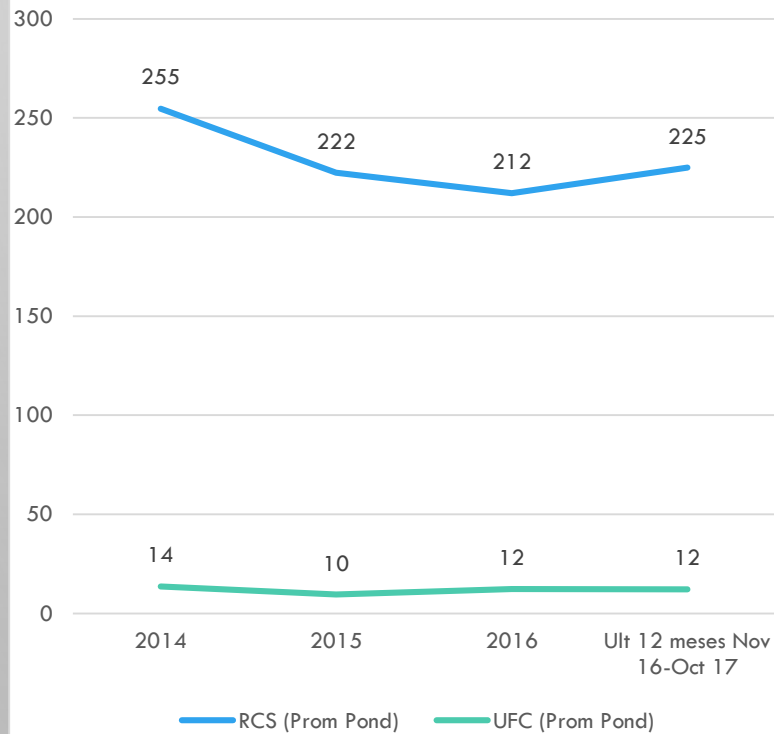
Precio Neto por año



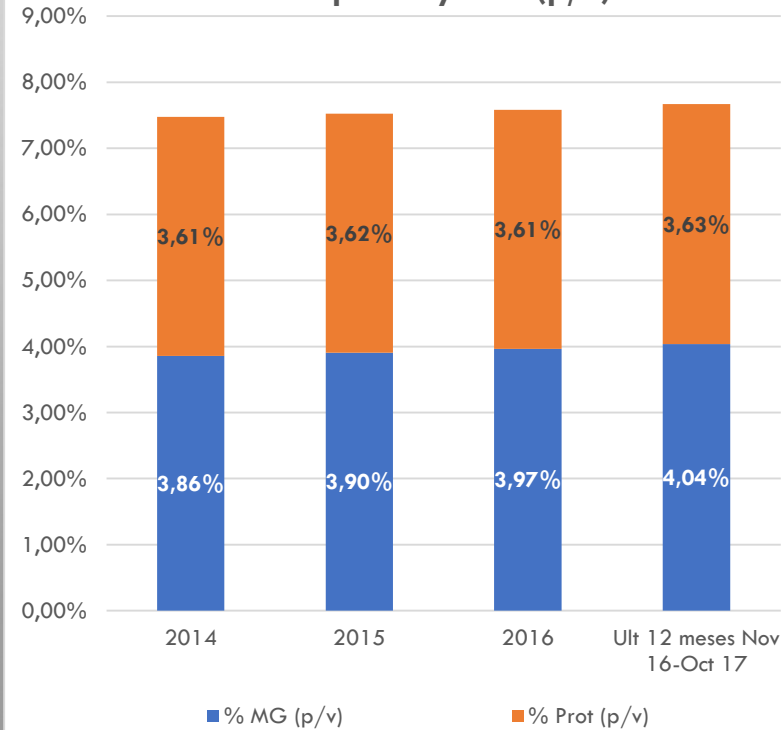
# PARAMETROS PRODUCTIVOS



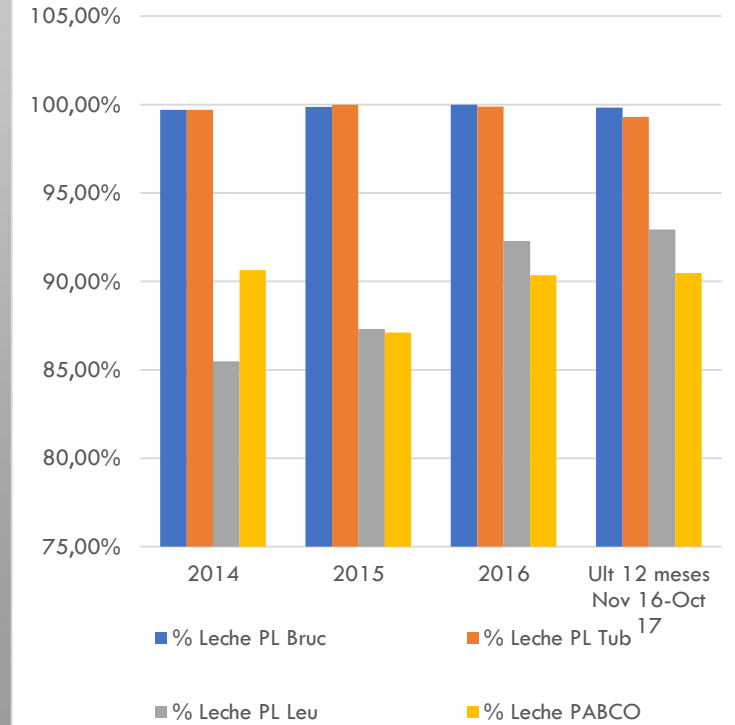
### Calidad Higiénica



### Porcentaje MG y Prot (p/v)



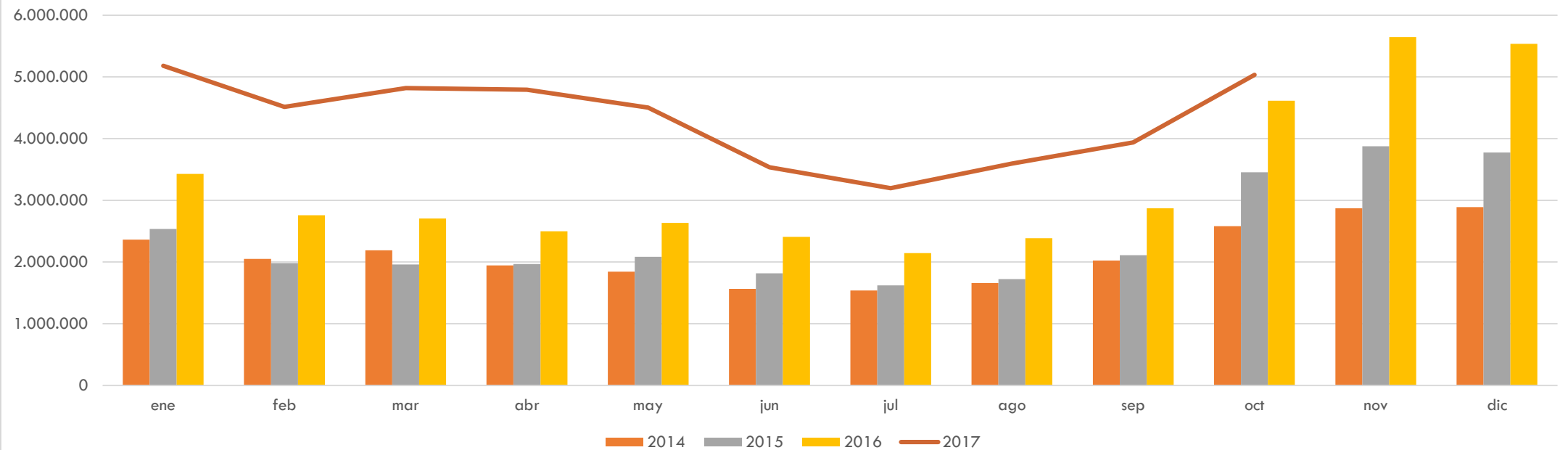
### Certificaciones



# PARAMETROS PRODUCTIVOS



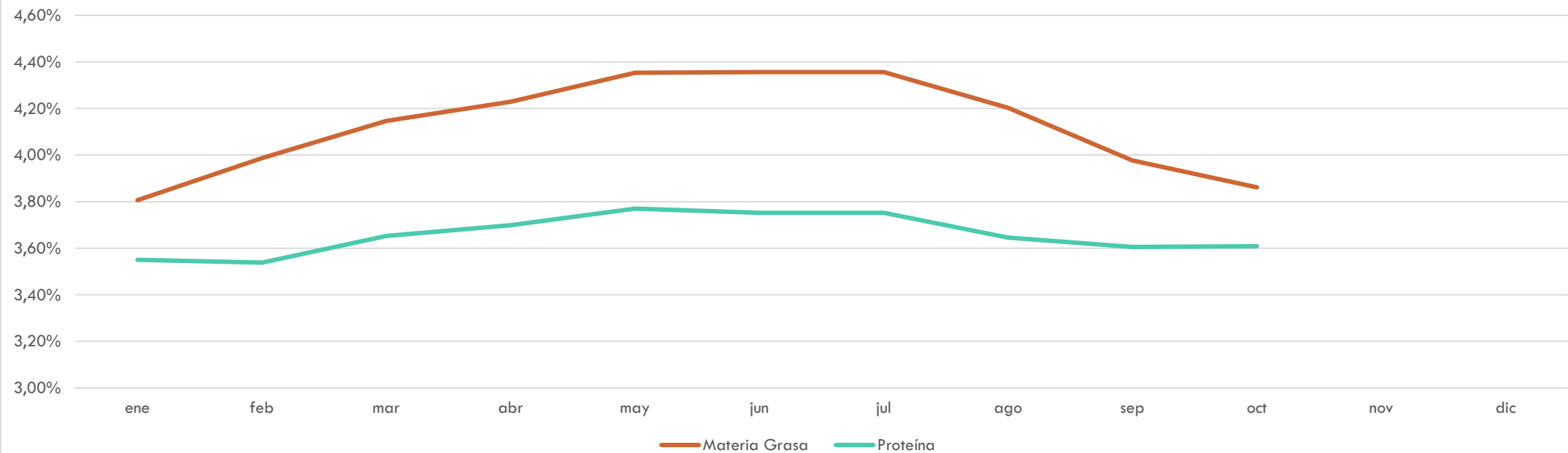
Distribucion mensual produccion- litros



# PARAMETROS PRODUCTIVOS

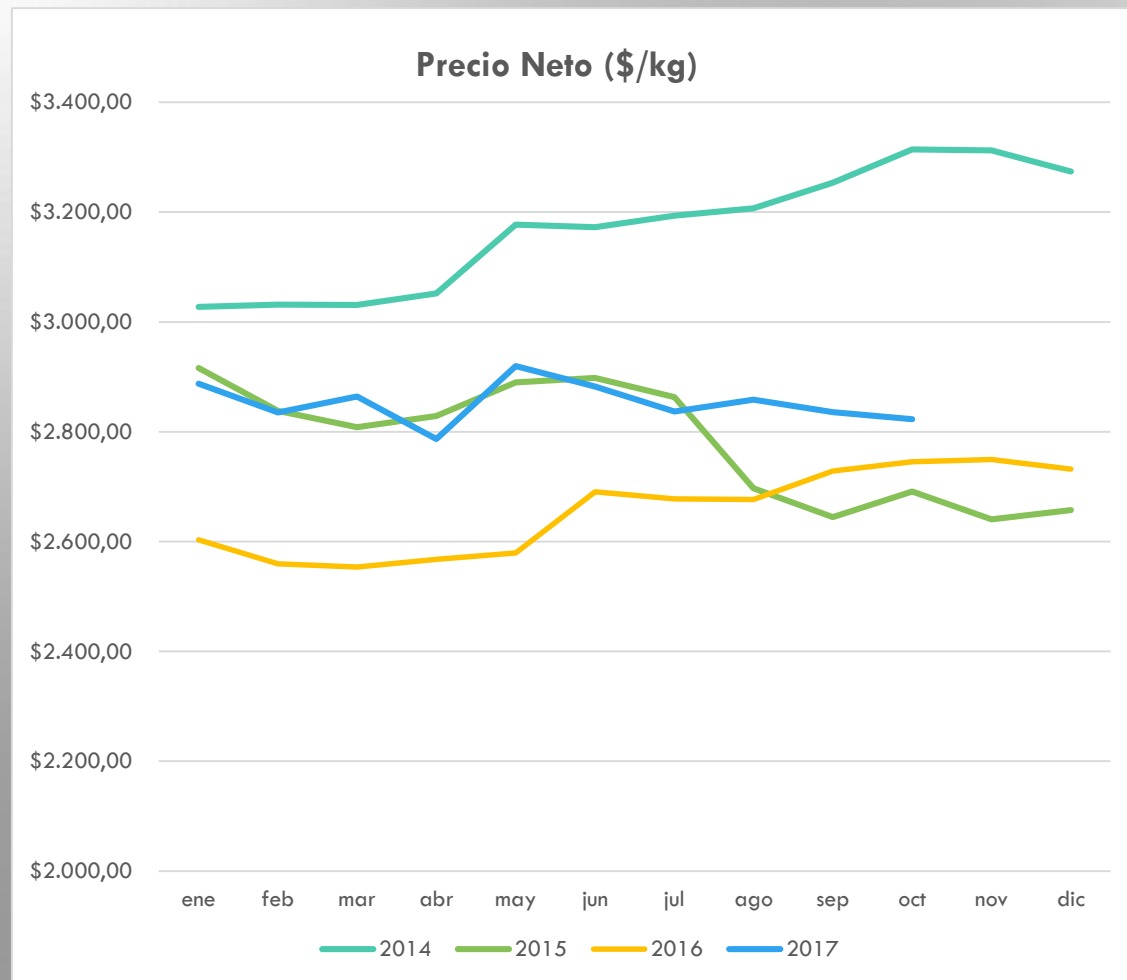
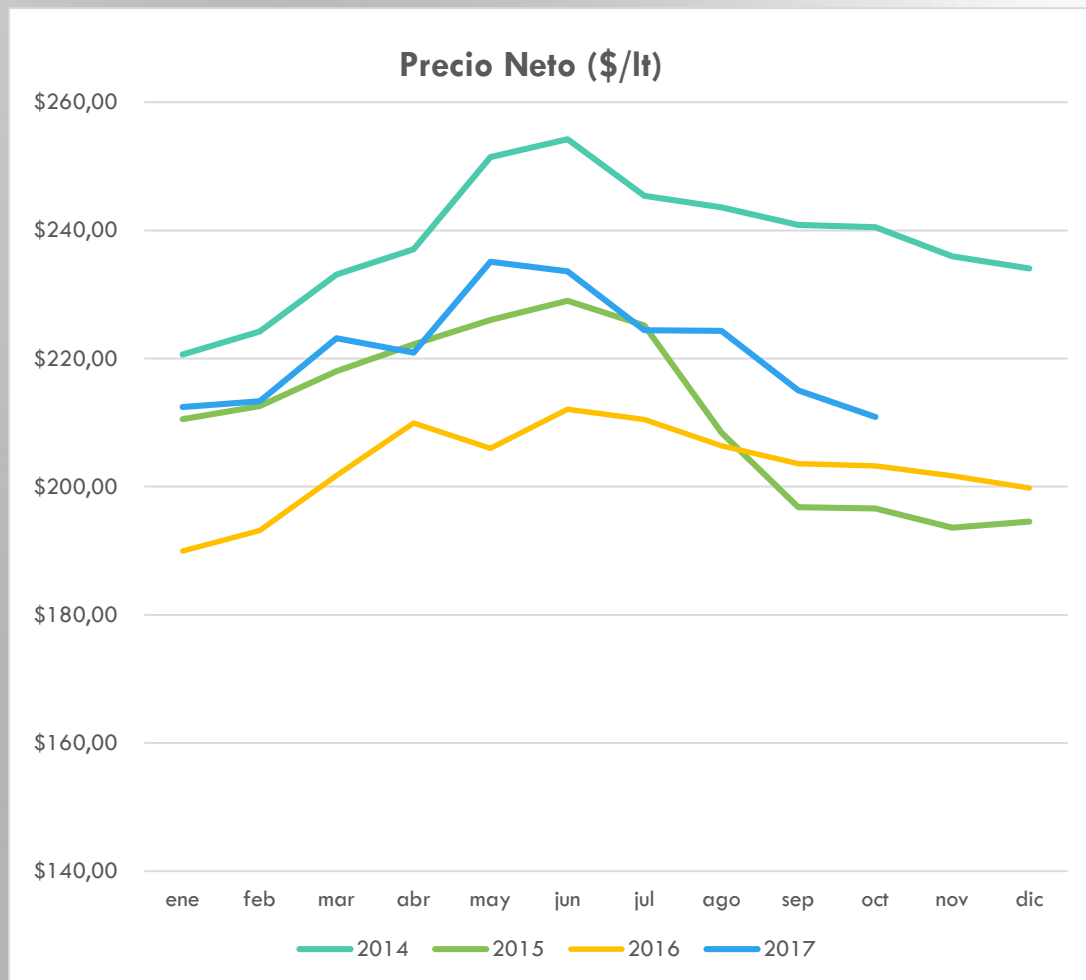


Solidos Mensuales año 2017- % p/v





# PARAMETROS PRODUCTIVOS





# RANKING ANUAL NOV 2016 A OCT 2017



	\$/lt	Litros	RCS	UFC	MG (p/v)	PROT (p/v)	MG + PROT (p/v)	Respecto igual periodo anterior				
								Crec Litros	Crec % Sol	Crec Kg Totales	Dif Ventas Netas Anuales	
	257,08	1.211.458	129	7	4,71%	3,90%	8,60%	Ingreso Abril de 2017				
	231,35	426.920	209	12	4,52%	3,79%	8,31%	Ingreso Mayo de 2017				
	228,25	1.441.217	276	11	4,19%	3,75%	7,94%	-0,53%	+0,67%	+0,13%	\$23.889.920	↑
	225,21	1.521.343	194	9	4,26%	3,67%	7,92%	-2,33%	-0,78%	-3,10%	\$10.838.651	↑
	224,88	2.095.106	181	9	4,19%	3,72%	7,91%	+9,36%	-1,51%	+7,71%	\$66.018.520	↑
	223,87	1.195.322	93	5	4,08%	3,72%	7,80%	+10,15%	-1,14%	+8,89%	\$39.614.684	↑
	219,64	1.642.543	159	7	4,17%	3,61%	7,78%	-1,93%	-0,86%	-2,77%	\$10.617.835	↑
	219,40	2.849.076	134	4	4,04%	3,69%	7,73%	-0,18%	+1,11%	+0,93%	\$43.311.174	↑
	219,20	1.096.937	217	8	4,12%	3,61%	7,73%	Ingreso Febrero de 2017				
	219,11	2.937.355	224	10	4,06%	3,72%	7,78%	-1,12%	+2,61%	+1,46%	\$47.545.911	↑
	219,09	604.149	280	20	4,30%	3,72%	8,02%	Ingreso Mayo de 2017				
	218,82	2.473.637	47	3	3,90%	3,71%	7,61%					
	218,52	3.166.469	229	7	4,09%	3,60%	7,69%	+7,42%	-0,13%	+7,28%	\$92.542.833	↑
	218,13	2.134.804	220	15	4,04%	3,64%	7,68%	+18,77%	+0,56%	+19,43%	\$100.320.682	↑
	216,61	1.062.335	268	13	4,05%	3,66%	7,71%	-24,52%	+0,80%	-23,92%	-\$54.783.437	↓
	214,53	2.738.851	240	13	3,90%	3,64%	7,54%	-7,14%	+0,33%	-6,84%	-\$8.271.298	↓
	214,23	601.851	139	13	4,12%	3,53%	7,65%	+2,05%	+3,72%	+5,84%	\$17.099.990	↑
	213,48	598.387	242	21	4,09%	3,52%	7,62%	Ingreso Abril de 2017				
	213,16	2.301.599	169	5	3,83%	3,60%	7,43%	+8,96%	+0,28%	+9,27%	\$69.521.493	↑
	211,20	1.020.869	214	11	4,01%	3,54%	7,55%					
	211,20	1.020.869	214	11	4,01%	3,54%	7,55%					
	209,68	588.942	193	10	3,79%	3,59%	7,38%	-13,79%	-0,23%	-13,98%	-\$12.846.864	↓
	209,60	1.180.784	330	14	3,94%	3,54%	7,49%					
	209,31	1.776.681	298	50	3,97%	3,56%	7,53%	+8,82%	+0,19%	+9,02%	\$49.760.186	↑
	208,54	1.046.362	264	10	4,11%	3,65%	7,76%	+0,01%	-0,61%	-0,60%	\$10.934.100	↑
	207,34	1.009.207	190	77	4,24%	3,49%	7,74%	Ingreso Abril de 2017				
	204,75	470.203	299	21	4,02%	3,62%	7,64%	-1,64%	+4,11%	+2,41%	\$6.230.776	↑
	195,81	1.117.787	287	12	3,81%	3,33%	7,14%	+2,13%	+1,19%	+3,35%	\$19.416.241	↑
	194,21	1.060.891	235	7	3,75%	3,47%	7,22%	+3,96%	+1,59%	+5,62%	\$26.514.577	↑
	193,87	914.353	372	14	4,00%	3,47%	7,48%	Ingreso Nov de 2016				
	190,21	379.898	178	4	3,95%	3,41%	7,36%	+14,29%	-1,72%	+12,32%	\$10.123.579	↑
	190,05	130.490	342	26	3,86%	3,40%	7,26%	-0,32%	+3,16%	+2,83%	\$3.130.465	↑
<b>Uprolac Sur S.A.</b>												
<b>Total</b>	<b>216,60</b>	<b>54.286.767</b>	<b>225</b>	<b>12</b>	<b>4,04%</b>	<b>3,63%</b>	<b>7,67%</b>	<b>+50,41%</b>	<b>+0,61%</b>	<b>+51,32%</b>		
<b>Vegetativo</b>		<b>32.259.125</b>						<b>+1,67%</b>	<b>+0,44%</b>	<b>+2,11%</b>		